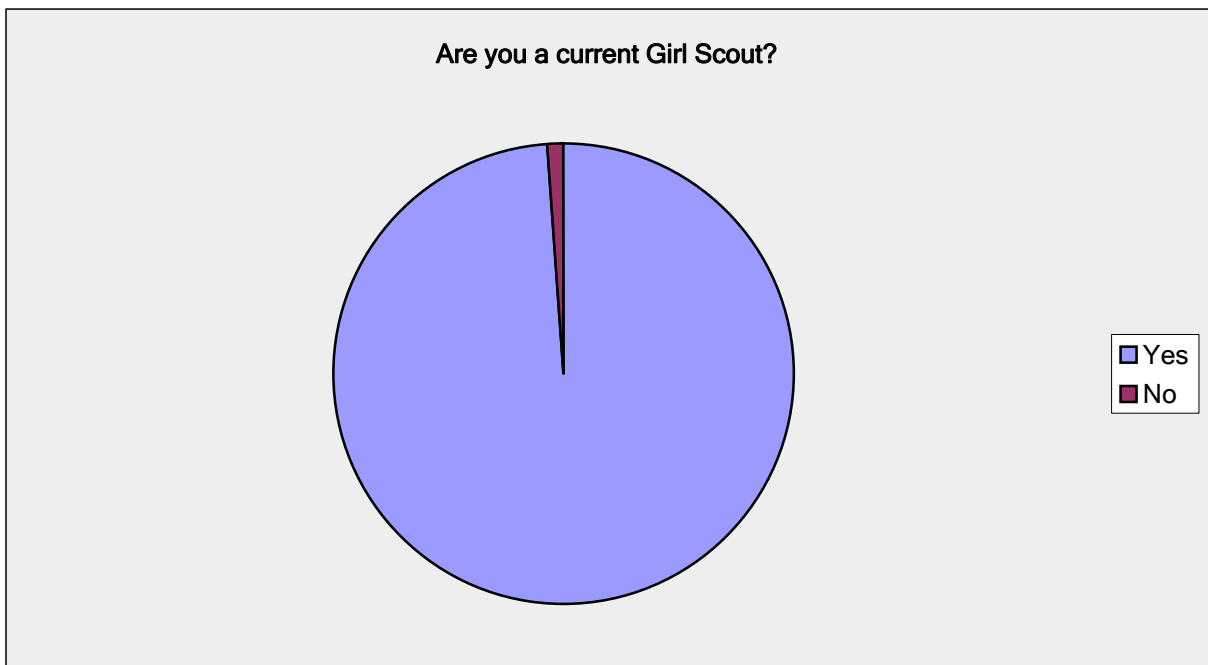


## Girl Program/Property Survey

Are you a current Girl Scout?		
Answer Options	Response Percent	Response Count
Yes	98.8%	164
No	1.2%	2
<i>answered question</i>		166
<i>skipped question</i>		0

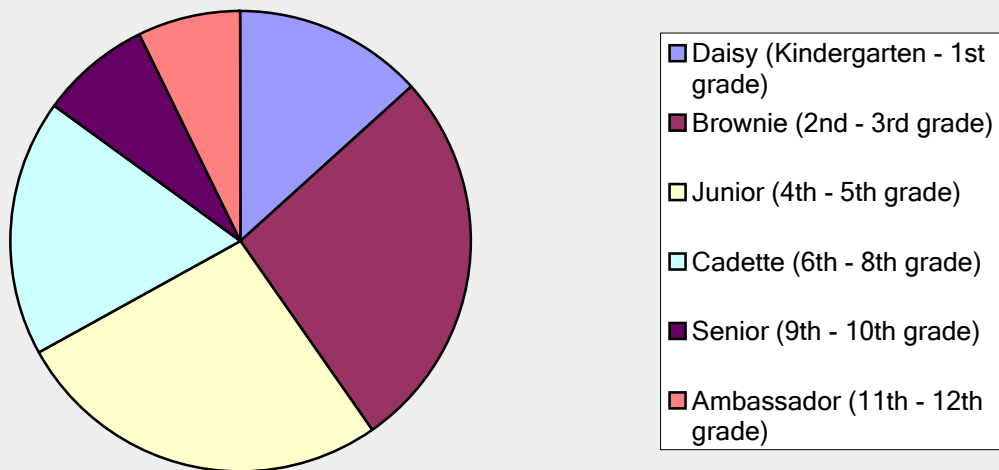


## Girl Program/Property Survey

Which grade level are you in as of May 1, 2010?

Answer Options	Response Percent	Response Count
Daisy (Kindergarten - 1st grade)	13.3%	22
Brownie (2nd - 3rd grade)	27.1%	45
Junior (4th - 5th grade)	26.5%	44
Cadette (6th - 8th grade)	18.1%	30
Senior (9th - 10th grade)	7.8%	13
Ambassador (11th - 12th grade)	7.2%	12
<i>answered question</i>		<b>166</b>
<i>skipped question</i>		<b>0</b>

Which grade level are you in as of May 1, 2010?

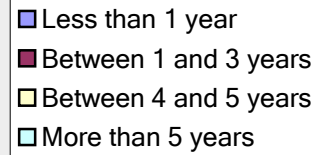
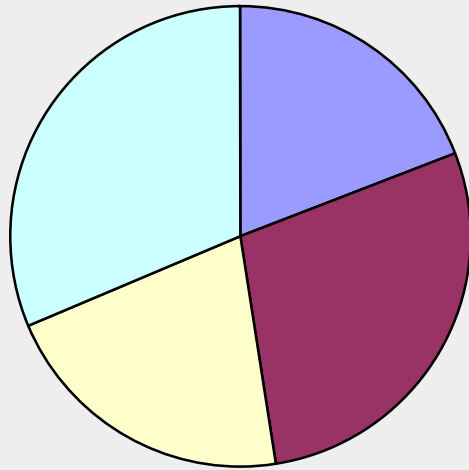


## Girl Program/Property Survey

How long have you been a Girl Scout?

Answer Options	Response Percent	Response Count
Less than 1 year	19.2%	30
Between 1 and 3 years	28.2%	44
Between 4 and 5 years	21.2%	33
More than 5 years	31.4%	49
<i>answered question</i>		<b>156</b>
<i>skipped question</i>		<b>10</b>

How long have you been a Girl Scout?

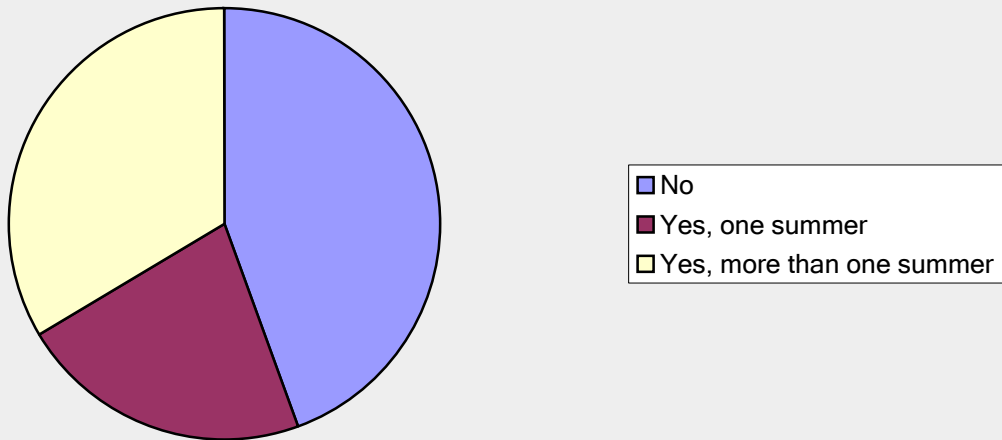


## Girl Program/Property Survey

Have you ever attended Girl Scout summer day camp (one day up to three nights away from home)?

Answer Options	Response Percent	Response Count
No	44.5%	69
Yes, one summer	21.9%	34
Yes, more than one summer	33.5%	52
<i>answered question</i>		<b>155</b>
<i>skipped question</i>		<b>11</b>

Have you ever attended Girl Scout summer day camp (one day up to three nights away from home)?

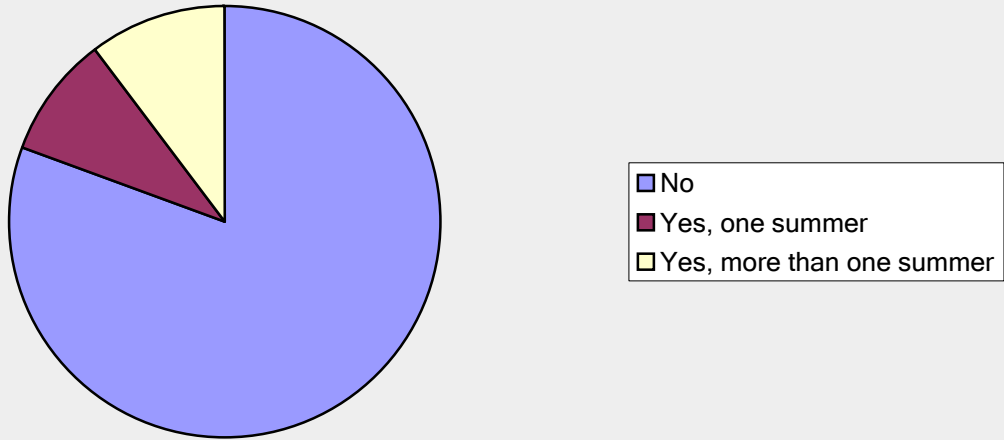


## Girl Program/Property Survey

Have you ever attended Girl Scout resident camp (four or more nights away from home)?

Answer Options	Response Percent	Response Count
No	80.6%	125
Yes, one summer	9.0%	14
Yes, more than one summer	10.3%	16
<i>answered question</i>		<b>155</b>
<i>skipped question</i>		<b>11</b>

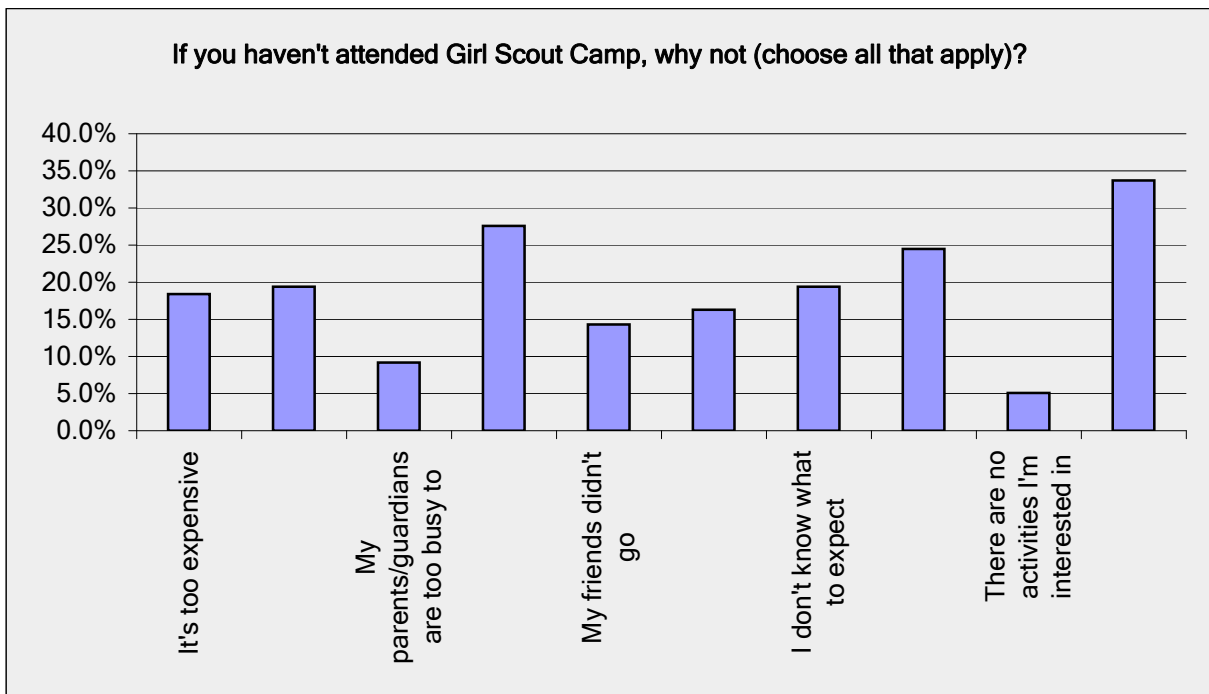
Have you ever attended Girl Scout resident camp (four or more nights away from home)?



## Girl Program/Property Survey

If you haven't attended Girl Scout Camp, why not (choose all that apply)?

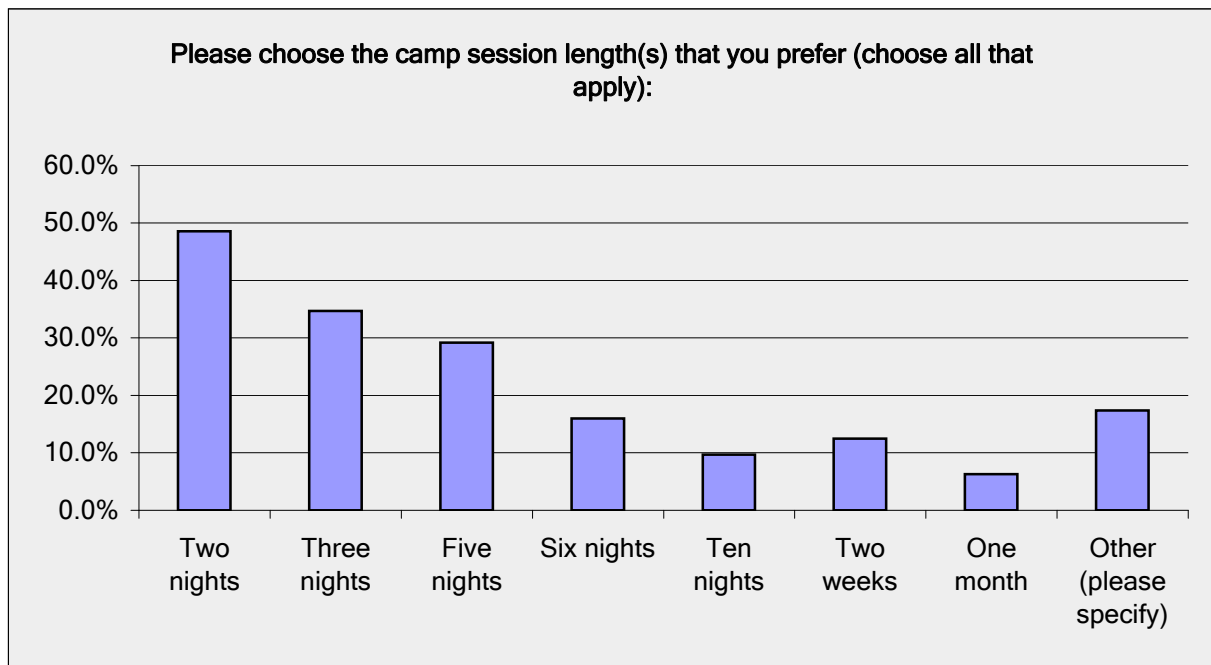
Answer Options	Response Percent	Response Count
It's too expensive	18.4%	18
I'm too busy	19.4%	19
My parents/guardians are too busy to take me	9.2%	9
It's too far away	27.6%	27
My friends didn't go	14.3%	14
I'm shy	16.3%	16
I don't know what to expect	19.4%	19
I don't know what is available to me	24.5%	24
There are no activities I'm interested in	5.1%	5
Other (please specify)	33.7%	33
<i>answered question</i>		<b>98</b>
<i>skipped question</i>		<b>68</b>



## Girl Program/Property Survey

Please choose the camp session length(s) that you prefer (choose all that apply):

Answer Options	Response Percent	Response Count
Two nights	48.6%	70
Three nights	34.7%	50
Five nights	29.2%	42
Six nights	16.0%	23
Ten nights	9.7%	14
Two weeks	12.5%	18
One month	6.3%	9
Other (please specify)	17.4%	25
<i>answered question</i>		<b>144</b>
<i>skipped question</i>		<b>22</b>



**Girl Program/Property Survey**

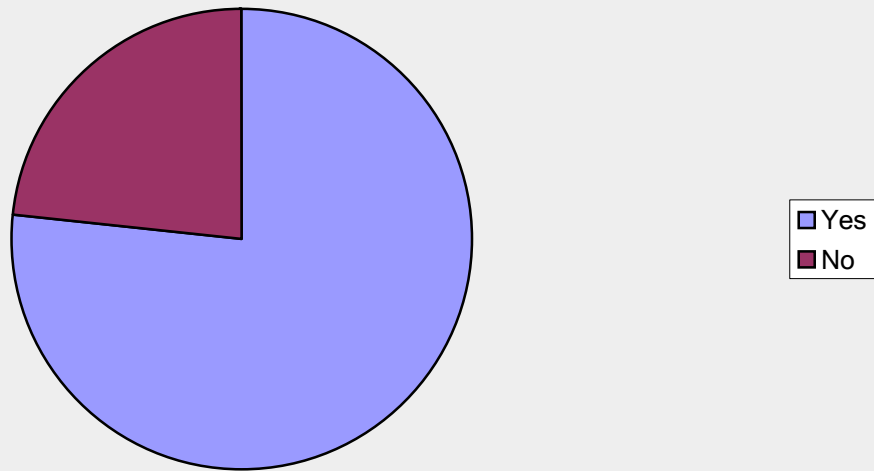
<b>Please rank how much you would like to do the following activities:</b>				
<b>Answer Options</b>	<b>Would not like to do this</b>	<b>Would be okay to do this</b>	<b>Would really like to do this</b>	<b>Response Count</b>
Cooking out	5	38	97	140
Drama (plays/musicals)	24	42	69	135
Helping Younger Girls	13	43	83	139
Canoeing/Kayaking	26	36	75	137
Climbing/Rappelling/Ziplining	33	33	70	136
Dance/Cheer	24	38	76	138
Nature Activities	20	36	82	138
Animal Care	12	33	94	139
Hike	28	41	67	136
Service Projects	17	44	78	139
Fitness/Nutrition	23	66	49	138
Sailing	43	34	59	136
Arts and Crafts	9	34	97	140
Science Activities	20	47	67	134
Computer/Video Games	50	30	56	136
Horseback Riding	10	22	106	138
Archery	30	42	65	137
Team Sports	19	39	79	137
Swimming	9	13	119	141
Musical Activities/Instruments	24	38	74	136
Photography	10	31	96	137
Engineering	63	39	32	134
Ceremonies	41	51	44	136
Self-Defense/Martial Arts	34	32	70	136
Robotics	60	37	38	135
Mountain Biking	45	43	48	136
Gardening	16	44	77	137
Wilderness Camping	22	35	76	133
Backpacking	33	49	53	135
Orienteering/Geocaching	54	39	41	134
Other (please specify)				21
			<i>answered question</i>	<b>144</b>
			<i>skipped question</i>	<b>22</b>

## Girl Program/Property Survey

Overall did you enjoy your camp experience?

Answer Options	Response Percent	Response Count
Yes	76.8%	109
No	23.2%	33
<i>answered question</i>		142
<i>skipped question</i>		24

Overall did you enjoy your camp experience?



## Girl Program/Property Survey

If yes, what did you enjoy about your experience (choose all that apply)?

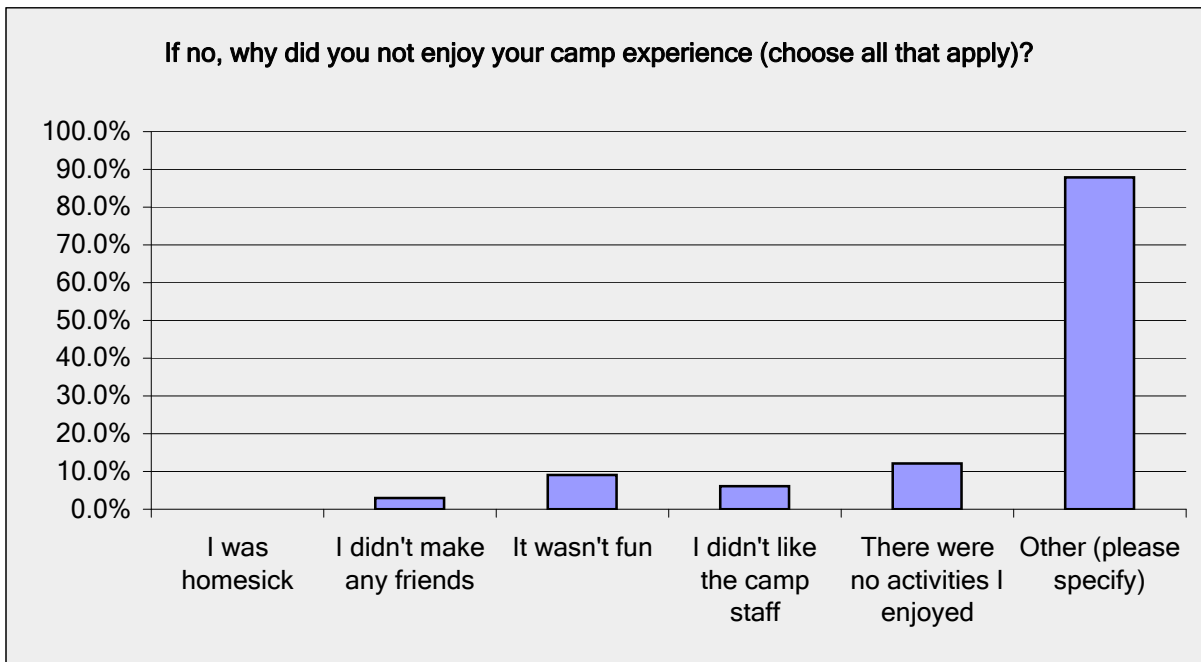
Answer Options	Response Percent	Response Count
I made new friends	67.3%	72
I had fun	79.4%	85
I learned new skills	60.7%	65
I was away from home	38.3%	41
I tried something new	62.6%	67
The camp staff was great	46.7%	50
Other (please specify)	13.1%	14
<i>answered question</i>		<b>107</b>
<i>skipped question</i>		<b>59</b>



## Girl Program/Property Survey

If no, why did you not enjoy your camp experience (choose all that apply)?

Answer Options	Response Percent	Response Count
I was homesick	0.0%	0
I didn't make any friends	3.0%	1
It wasn't fun	9.1%	3
I didn't like the camp staff	6.1%	2
There were no activities I enjoyed	12.1%	4
Other (please specify)	87.9%	29
<i>answered question</i>		<b>33</b>
<i>skipped question</i>		<b>133</b>

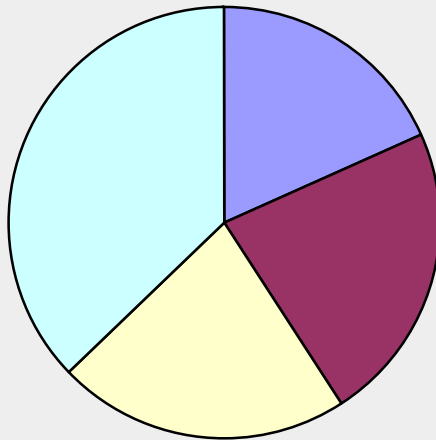


## Girl Program/Property Survey

If you were going to go to an overnight camp, how far away from home would you be willing to go?

Answer Options	Response Percent	Response Count
No more than 1/2 hour away from home	18.2%	24
Up to 1 hour away from home	22.7%	30
Up to 2 hours away from home	22.0%	29
I would be willing to go far away from home (more than	37.1%	49
<i>answered question</i>		<b>132</b>
<i>skipped question</i>		<b>34</b>

If you were going to go to an overnight camp, how far away from home would you be willing to go?

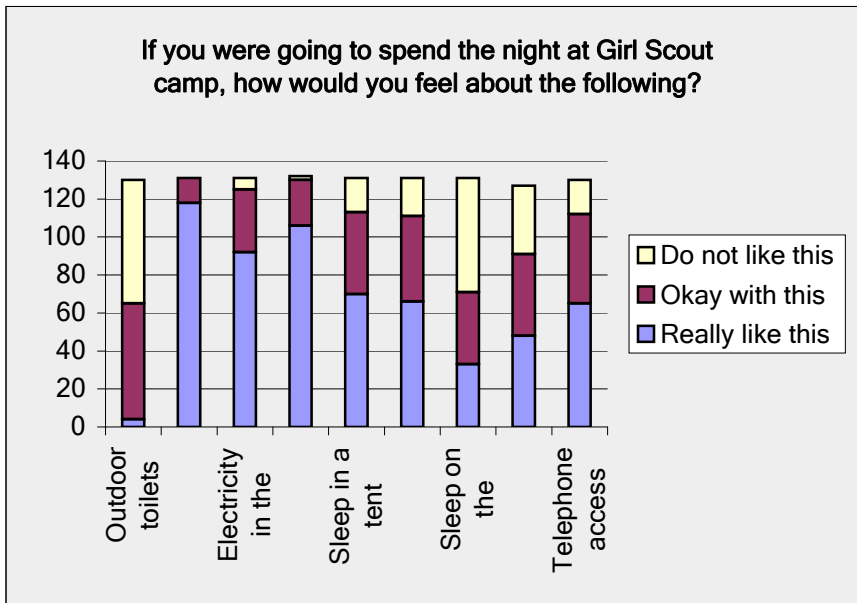


- No more than 1/2 hour away from home
- Up to 1 hour away from home
- Up to 2 hours away from home
- I would be willing to go far away from home (more than two hours)

## Girl Program/Property Survey

If you were going to spend the night at Girl Scout camp, how would you feel about the following?

Answer Options	Do not like this	Okay with this	Really like this	Response Count
Outdoor toilets (latrines)	65	61	4	130
Indoor toilets that flush	0	13	118	131
Electricity in the cabins	6	33	92	131
Sleep in a cabin	2	24	106	132
Sleep in a tent	18	43	70	131
Sleep on a cot	20	45	66	131
Sleep on the ground	60	38	33	131
Internet access	36	43	48	127
Telephone access	18	47	65	130
<i>answered question</i>				<b>132</b>
<i>skipped question</i>				<b>34</b>



## Girl Program/Property Survey

If you have attended a program(s) at any of these Girl Scouts of Kansas Heartland properties listed below, please rank your overall satisfaction:

Answer Options	Not Satisfied	Somewhat Satisfied	Satisfied	N/A	Response Count
Starwoods Outdoor Center, Clearwater	5	12	34	75	126
Camp Loga Vista, Wellington Lake	3	2	11	96	112
Camp Hazen, Sylvania	2	1	6	100	109
Camp Four Winds, Leon	3	2	20	87	112
Camp Flying T, Syracuse	2	1	3	103	109
Camp Double E, Emporia	2	2	4	104	112
Camp Tablemound, Independence	2	1	3	101	107
How can we improve your experience for the future?					20
				<i>answered question</i>	<b>132</b>
				<i>skipped question</i>	<b>34</b>

## Girl Program/Property Survey

In which county do you live in?		
Answer Options	Response Percent	Response Count
Cheyenne	0.8%	1
Rawlins	0.0%	0
Decatur	0.0%	0
Norton	1.5%	2
Phillips	0.0%	0
Smith	0.0%	0
Jewell	0.0%	0
Republic	0.0%	0
Sherman	0.8%	1
Thomas	0.0%	0
Sheridan	2.3%	3
Graham	0.0%	0
Rooks	0.0%	0
Osborne	1.5%	2
Mitchell	0.0%	0
Cloud	0.8%	1
Wallace	0.0%	0
Logan	0.0%	0
Gove	5.4%	7
Trego	0.0%	0
Ellis	3.8%	5
Russell	3.1%	4
Lincoln	0.8%	1
Ottawa	0.0%	0
Ellsworth	0.8%	1
Saline	4.6%	6
Dickinson	1.5%	2
Greeley	0.0%	0
Wichita	0.8%	1
Scott	0.0%	0

## In which county do you live in?

Answer Options	Response Percent	Response Count
Lane	0.8%	1
Ness	0.0%	0
Rush	1.5%	2
Barton	2.3%	3
Rice	0.8%	1
McPherson	0.8%	1
Marion	0.0%	0
Morris	0.0%	0
Chase	0.0%	0
Lyon	2.3%	3
Osage	4.6%	6
Coffey	0.8%	1
Hamilton	1.5%	2
Kearny	0.8%	1
Finney	0.8%	1
Hodgeman	0.0%	0
Pawnee	0.8%	1
Edwards	0.0%	0
Stafford	0.0%	0
Reno	5.4%	7
Harvey	3.8%	5
Butler	6.2%	8
Sedgwick	25.4%	33
Greenwood	0.8%	1
Woodson	0.0%	0
Allen	0.8%	1
Elk	0.0%	0
Wilson	0.8%	1
Neosho	0.0%	0
Montgomery	1.5%	2
Labette	1.5%	2
Chautauqua	0.8%	1
Cowley	2.3%	3

In which county do you live in?		
Answer Options	Response Percent	Response Count
Sumner	0.8%	1
Harper	0.0%	0
Kingman	1.5%	2
Pratt	0.0%	0
Barber	0.0%	0
Kiowa	0.0%	0
Comanche	0.0%	0
Ford	1.5%	2
Clark	0.0%	0
Gray	0.0%	0
Meade	0.0%	0
Haskell	0.0%	0
Seward	0.0%	0
Grant	0.0%	0
Stanton	0.8%	1
Morton	0.0%	0
Stevens	0.0%	0
<i>answered question</i>		<b>130</b>
<i>skipped question</i>		<b>36</b>